



Writing Continuum

Island Literacy Network Writing Continuum

INTRODUCTION:

The Island Literacy Network is composed of a group of Vancouver Island Educators who meet approximately six times each school year to exchange ideas and fine tune their craft. We are pleased to share our most recent project; a writing continuum. We would also like to acknowledge the work done by the Aspen Park Elementary team of educators in the Comox Valley as we have built upon their work.

It is our hope that this continuum highlights the growth that occurs during the elementary years and serves as a useful assessment tool for students, teachers, and parents too.

PLEASE NOTE:

1. This writing continuum offers opportunities for consistent, collaborative, strength-based conversations between and among students, teachers and parents.
2. This continuum represents growth over time. The writing samples were collected from kindergarten to grade 7 students. Intentionally, it was not organized by traditional grade levels because writing is an ongoing, creative journey.
3. Two columns are offered showing the connection between B.C.'s performance standards and the 6+1 Traits of Writing (Culham & Spandel).
4. From sample 14 onwards, a sliding bar is offered as an, at-a-glance visual of relative strengths and next steps within longer pieces of text. This is not meant as a summative evaluation, rather as a quick reference. Because writing is an ongoing, creative journey, four bars represent current success and possibilities for continued growth.

APPENDIX:

1. A 6+1 Key Qualities chart is included. Descriptive feedback within this continuum is based on this chart.
2. Blank conference sheets are provided as a tool to continue conversations with and between students.
3. A class profile chart is also provided and offers teachers a guide for explicit teaching and the opportunity to notice trends and patterns within a group of students because every author has room to grow regardless of age.

Sample 1



Dictated sentence: This is a storm

BC Performance Standards	6 Traits (based on Culham & Spandel)	Strengths	Possible Next Steps
Meaning	Ideas	<ul style="list-style-type: none"> The dictated sentence connects with the picture A storm provides a narrow focus 	
Style	Voice	<ul style="list-style-type: none"> Child uses colour to express ideas Dramatic lines are storm-like 	
	Sentence Fluency	<ul style="list-style-type: none"> Uses a simple, complete sentence to tell story 	
	Word Choice	<ul style="list-style-type: none"> Simple word choice 	Try using more interesting words to match the colourful picture
Form	Organization	<ul style="list-style-type: none"> Uses the whole space to communicate ideas in picture 	
Conventions	Conventions		Try to label the picture using initial sounds that you hear Try drawing connected shapes


Sample 2



Dictated Sentence: My banana, this is blueberries and peas and grapes.

BC Performance Standards	6 Traits (based on Culham & Spandel)	Strengths	Possible Next Steps
Meaning	Ideas	<ul style="list-style-type: none"> Uses vivid details Stays on topic Details are shown through a variety of colour choices 	Begin to label first sound in picture
Style	Voice	<ul style="list-style-type: none"> Connects to personal experience 	
	Sentence Fluency	<ul style="list-style-type: none"> Thoughts are clustered together in sentence-like construction when telling story 	
	Word Choice	<ul style="list-style-type: none"> Uses simple words Uses list 	Try using some colour words when describing picture
Form	Organization	<ul style="list-style-type: none"> Contains a list 	
Conventions	Conventions	<ul style="list-style-type: none"> Uses colour and shapes in a planned way 	

Sample 3



Dictated Sentence: My Mommy and Daddy are watching me playing in the sandbox.

BC Performance Standards	6 Traits (based on Culham & Spandel)	Strengths	Possible Next Steps
Meaning	Ideas	<ul style="list-style-type: none"> • Clear message that connects with picture • Picture details show “who,” “what,” “where” • Stays on topic 	
Style	Voice	<ul style="list-style-type: none"> • Smiling faces show joy • Writers shows personality of characters through happy faces, whiskers, and shoveling sand 	
	Sentence Fluency	<ul style="list-style-type: none"> • Uses a complete sentence to tell story 	
	Word Choice	<ul style="list-style-type: none"> • Everyday words are used to tell sandbox story 	
Form	Organization	<ul style="list-style-type: none"> • A simple retelling matches picture 	
Conventions	Conventions	<ul style="list-style-type: none"> • Draws recognizable characters to tell a story 	Record sounds that you hear

Sample 4



Transcribed Audio: Um, this is me... This is me um... This is me at the movie theatre on Mother's day. My whole family is with me and and when I was at the movie theatre, it said, I'm all around you.




Please scan this QR code to hear this writer tell the story of their picture! This oral language was used to offer descriptive feedback.

To scan this code, open your phone's camera and hover over the code. A link will appear. For older phones, download a free SCAN app.

BC Performance Standards	6 Traits (based on Culham & Spandel)	Strengths	Possible Next Steps
Meaning	Ideas	<ul style="list-style-type: none"> Movie theatre experience offers a clear focus about one topic Picture conveys clear meaning when combined with explanation by the child Several details are contained in the child's explanation 	<p>Add more details to his illustrations to explain his story</p> <p>May begin to label picture with beginning letter</p>
	Voice	<ul style="list-style-type: none"> Engages audience with his passionate explanation 	
	Sentence Fluency	<ul style="list-style-type: none"> Uses complete sentences when telling his story 	
Style	Word Choice	<ul style="list-style-type: none"> Uses a few descriptive words and phrases (ex. whole, movie theatre) to tell his story 	
	Organization	<ul style="list-style-type: none"> The explanation offers a sense of 'beginning' and 'middle' 	When talking about picture, add an 'ending' to the story
Form	Conventions	<ul style="list-style-type: none"> Correct use of upper and lower case to print name in a left to right direction 	
Conventions			

Sample 5



Dictated Sentence: This is me on my trampoline. I jump really high.

BC Performance Standards	6 Traits (based on Culham & Spandel)	Strengths	Possible Next Steps
Meaning	Ideas	<ul style="list-style-type: none"> • Clear written message that connects with picture • Picture details and important word, shows “who” and “what” • More details are shared when telling story 	Include more details in the picture and dictated sentence
Style	Voice	<ul style="list-style-type: none"> • Huge smiles show joy 	
	Sentence Fluency	<ul style="list-style-type: none"> • Uses simple, complete sentences to tell story • Beginning to expand on idea 	
	Word Choice	<ul style="list-style-type: none"> • Simple descriptive words 	Use more juicy words when telling the story
Form	Organization	<ul style="list-style-type: none"> • Uses the whole page to tell a story with picture • Picture is beginning to tell a story 	
Conventions	Conventions	<ul style="list-style-type: none"> • Uses sounds to spell words • Experimenting with punctuation (.) and capitalization (J) 	Record more sounds

Sample 6



Transcribed Audio: I... is... um...Having a Mother's Day.... My Mom and Me is going to the ice-cream store and... getting some ice-cream... I'm getting ice-cream for my mom.




Please scan this QR code to hear this writer tell the story of their picture! This oral language was used to offer descriptive feedback.

To scan this code, open your phone's camera and hover over the code. A link will appear. For older phones, download a free SCAN app.

BC Performance Standards	6 Traits (based on Culham & Spandel)	Strengths	Possible Next Steps
Meaning	Ideas	<ul style="list-style-type: none"> Trip to the ice cream store offers a clear focus about one topic Most of the meaning is conveyed through the drawing and retelling Picture contains lots of details 	May begin to label picture with beginning letter
Style	Voice	<ul style="list-style-type: none"> Shows joy through colour choice Details in picture show passion for topic 	
	Sentence Fluency	<ul style="list-style-type: none"> Uses words and simple phrases to tell her story 	Develop complete thoughts when telling story
	Word Choice	<ul style="list-style-type: none"> Everyday words are used to describe this event 	Use interesting words to tell the story that match the vivid picture
Form	Organization	<ul style="list-style-type: none"> Picture fills the whole space The explanation offers a sense of 'beginning' and 'middle' Self monitors to improve organization when telling her story 	
Conventions	Conventions	<ul style="list-style-type: none"> Experiments and plays with grammar when telling her story 	

Sample 7



I am at Jumping Jiminy's.

BC Performance Standards	6 Traits (based on Culham & Spandel)	Strengths	Possible Next Steps
Meaning	Ideas	<ul style="list-style-type: none"> Print matches picture Much of the meaning is conveyed through pictures Uses realistic colour and lots of recognizable shapes to describe a variety of real activities at Jumping Jiminy's 	
Style	Voice	<ul style="list-style-type: none"> Variety of colours and images demonstrates passion for topic 	Reader/viewer is drawn in and would like more information.
	Sentence Fluency	<ul style="list-style-type: none"> Independently attempts to record some sounds he hears 	
	Word Choice	<ul style="list-style-type: none"> Uses letters to represent words to tell his story 	Record more sounds when writing words.
Form	Organization	<ul style="list-style-type: none"> Story fills the whole space Print and picture are logically organized on page (left to right) Organizes pictures to accurately represent a specific place 	
Conventions	Conventions	<ul style="list-style-type: none"> Begins sentence with a capital Ends sentence with a period Printing is easy to read Uses sounds to spell words 	<p>Put spaces between words.</p> <p>Record more letter sounds when writing words.</p>

Sample 8



One day we went to the beach and a wave rolled up and maked to we floated.

BC Performance Standards	6 Traits (based on Culham & Spandel)	Strengths	Possible Next Steps
Meaning	Ideas	<ul style="list-style-type: none"> Print connects picture Meaning is conveyed more through print than pictures Uses realistic colour and images to tell her story Includes some details about her day at the beach 	A few more details in picture will help reader better understand printed message
Style	Voice	<ul style="list-style-type: none"> A huge smile and bold colours show passion for topic Writing resembles talking 	
	Sentence Fluency	<ul style="list-style-type: none"> Independently attempts to record some sounds to write words and a sentence Tries to write a longer sentence 	
	Word Choice	<ul style="list-style-type: none"> Uses interesting action words to tell her story 	
Form	Organization	<ul style="list-style-type: none"> Story fills the whole space Print and picture are logically organized on page 	
Conventions	Conventions	<ul style="list-style-type: none"> Ends sentence with a period Printing is easy to read (legible) Uses sounds to spell words Experimenting with spacing between words 	Spell some everyday words correctly Record more letter sounds when writing words

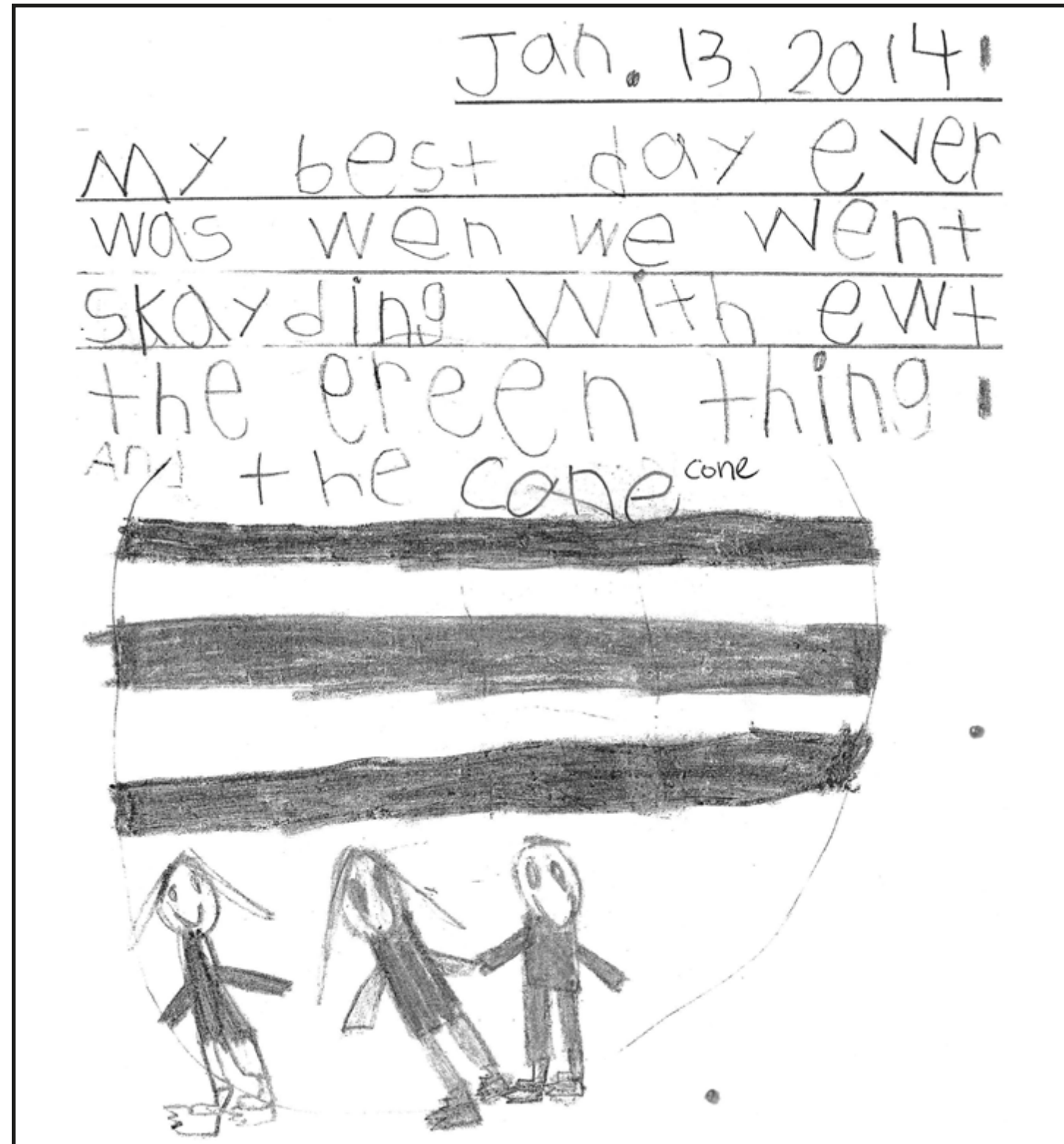
Sample 9



I had mi fafri
 breelfist it was
 scrum shi s
 I wish it wud hapin
 evree da

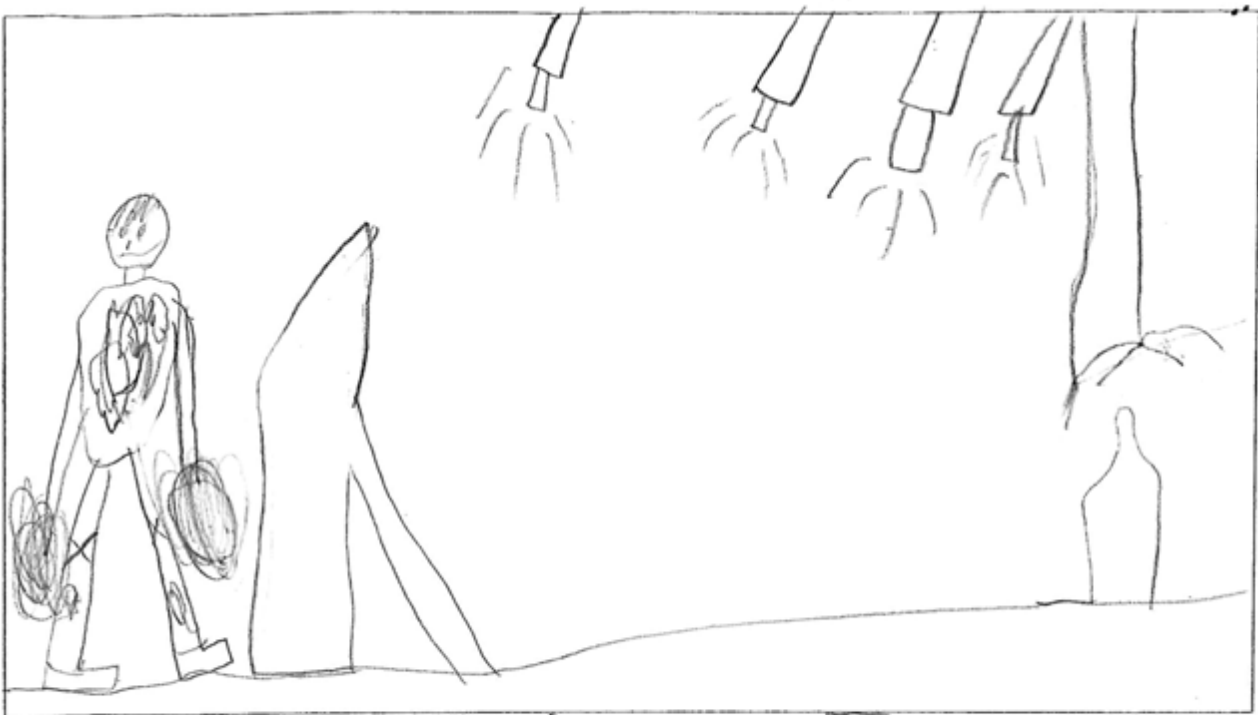
BC Performance Standards	6 Traits (based on Culham & Spandel)	Strengths	Possible Next Steps
Meaning	Ideas	<ul style="list-style-type: none"> Message is clearly shared through writing and pictures with labels Narrow topic Vivid details 	
Style	Voice	<ul style="list-style-type: none"> Details and word choice shared excitement for the topic (eg: scrumptious) Personality comes through in details 	
	Sentence Fluency	<ul style="list-style-type: none"> Sentences are complete thoughts Sentences begin in different ways 	
	Word Choice	<ul style="list-style-type: none"> Uses juicy words like, 'scrumptious' Chooses specific words that bring writing to life (favorite, everyday) 	
Form	Organization	<ul style="list-style-type: none"> Engaging lead Satisfying, strong ending 	Add more details in the middle
Conventions	Conventions	<ul style="list-style-type: none"> Unknown words are phonetically correct Word are appropriately spaced, making them easy to read Correct use of capitalization 	Include a variety of appropriate punctuation at the end of the sentences

Sample 10



BC Performance Standards	6 Traits (based on Culham & Spandel)	Strengths	Possible Next Steps
Meaning	Ideas	<ul style="list-style-type: none"> Message is clearly conveyed through writing and picture Topic is narrow Includes some simple details 	Add more details
Style	Voice	<ul style="list-style-type: none"> Details and big smiles show pride for accomplishments Personality comes through in details Writer's topic connects to the reader 	
	Sentence Fluency	<ul style="list-style-type: none"> Uses a complete sentence Connects ideas with transition word 	
	Word Choice	<ul style="list-style-type: none"> Uses simple words to clearly communicate ideas 	
Form	Organization	<ul style="list-style-type: none"> Introduction restates topic Words flow in a logical sequence Uses a transition word (without) 	Add an interesting ending
Conventions	Conventions	<ul style="list-style-type: none"> Spells high frequency words correctly Unfamiliar words are phonetically correct Spaces between words makes words easy to read Uses sounds to spell unfamiliar words 	

Sample 11



My Best Day Ever
 Boom! Have you ever wint
 Boling? kose I have. it was
 Fun. and late was my frst
 Time boling.

BC Performance Standards	6 Traits (based on Culham & Spandel)	Strengths	Possible Next Steps
Meaning	Ideas	<ul style="list-style-type: none"> • Writer has a clear message • Narrow focus • Details are found in the picture 	Add written details
Style	Voice	<ul style="list-style-type: none"> • Writer's personality and enthusiasm shines through in first two sentences 	
	Sentence Fluency	<ul style="list-style-type: none"> • Each sentence begins with a different word • Creates different sentence types using an exclamation mark and a question mark 	Try to use a variety of sentence lengths
	Word Choice	<ul style="list-style-type: none"> • Using the word "Boom" was a surprising and pleasant way to engage the audience 	
Form	Organization	<ul style="list-style-type: none"> • Fabulous lead: beginning with a sound effect and followed by a question used to grab the readers' attention 	
Conventions	Conventions	<ul style="list-style-type: none"> • Sentences end in conventional punctuation 	

Sample 12


-Hvn-fer-



we n I w h o k u p m y m o m s e d
 I k o o d h a v e t h e b e s t d a y e v e r s o
 I w e n t o u t s i d e a n d I j u m p e d
 m y f r a n s e e n a n d t h e n I h a d k a i c
 a n d s h a i v t i c e g a t I d i d i t s o f o s c h o o l
 a n d I p l a y d v i d e o s i n g a l l n i g h t a n d t h e n
 I w e r t o p e r t h e e n d

BC Performance Standards	6 Traits (based on Culham & Spandel)	Strengths	Possible Next Steps
Meaning	Ideas	<ul style="list-style-type: none"> Clear topic Picture has lots of details 	Include details from picture in writing
Style	Voice	<ul style="list-style-type: none"> Writing has personality Uses a question to engage the audience 'Yon' (yawn) in picture is a great way to share how tiring this best day was 	
	Sentence Fluency	<ul style="list-style-type: none"> Variety of sentence lengths Sentences begin in a variety of ways 	
	Word Choice	<ul style="list-style-type: none"> Simple words are used to tell a message 	
Form	Organization	<ul style="list-style-type: none"> Beginning clearly shares topic Uses the word 'and' to connect sentences 	Experiment with transitions beyond 'and'
Conventions	Conventions	<ul style="list-style-type: none"> Most high frequency words spelled correctly Correct use of punctuation to end sentences 	Revise use of capitalization

Sample13



The best day ever is my birthday.
 Guess when? your right! Jan 14 Tuesday.
 I invited [Student name] [Student name] [Student name] [Student name] [Student name]
 - my Brother's. My mom is going to try and
 find craf stuff. And my mom is makeing
 Make your own cupeack. hope it snows on
 My Birthday. the end







BC Performance Standards	6 Traits (based on Culham & Spandel)	Strengths	Possible Next Steps
Meaning	Ideas	<ul style="list-style-type: none"> Narrow topic Details are relevant and connect with topic 	
Style	Voice	<ul style="list-style-type: none"> Writer establishes a tone that is exciting and expressive Humour is used to engage reader Reader-writer connection is strengthened with a question and possible response 	
	Sentence Fluency	<ul style="list-style-type: none"> Some variety in sentence types and length 	
	Word Choice	<ul style="list-style-type: none"> Simple words are used to tell message 	Try to use variety of words that are specific, descriptive and imaginative
Form	Organization	<ul style="list-style-type: none"> Bold and engaging lead by using a question to invite the reader Writing includes sequenced events with satisfying ending, leaving readers with a sense of hope and excitement 	
Conventions	Conventions	<ul style="list-style-type: none"> Student uses periods, question mark and exclamation marks to enhance clarity and meaning Most spelling is conventional 	

Sample 14

Best Day ever

My Best day ever was when me my grandpa and my cosin got to go fishing. I got the first catch of the day. It felt like a huge fish but it turned out to be a clump of kelp. I was so mad but after i got to go water tubing it was fun. I hit a wave and flew like five feet in the air. After that me and my cosin were soaked so we went back and got to roast marsh mellowes and hot dogs. Then we got to stay over night. The next morning I slept in till 10:00. I got out of bed and went to the kitchen. we had a pancake eating contest it was fun. I won so I was full I wasn't hangry for the rest of the day. the next thing we did was have a fire. It went on for two days. Then we both had to come home. We stunk like smoke when we got home so we had to have showers.

THE END

BC Performance Standards	6 Traits (based on Culham & Spandel)	Strengths	Possible Next Steps
Meaning	Ideas 	<ul style="list-style-type: none"> The writers covers a lot of territory in this recount of two great days A detail is offered for each event Stays on topic 	Zoom in on one favourite part and explode the moment by adding lots of details about it.
Style	Voice 	<ul style="list-style-type: none"> Reader can sense the writer's enthusiasm for this topic 	The reader will connect even more if one favourite part is chosen as a focus.
	Sentence Fluency 	<ul style="list-style-type: none"> Sentences are generally complete Sentences are mostly the same length 	
	Word Choice 	<ul style="list-style-type: none"> Everyday words are used by this writer 	
Form	Organization 	<ul style="list-style-type: none"> The piece has a clear, basic, beginning and middle. It has a clever ending Basic transitions are used 	
Conventions	Conventions 	<ul style="list-style-type: none"> High frequency words are spelled correctly Basic punctuation is used properly in most places Correct grammar is used 	

Sample 15







My best day ever
 My Best day ever was when me and my
 Brother went Salmon fishing by are self.
 My mom drove us down to the River to
 go fishing. It was a sunny day the birds
 where singing and the fish where jumping.
 When we got to the river we put on
 are chestwaders so we could stan in the
 water. We where using spinning rods
 and Reels. when we got to are fishing
 hole we put down are gear and started to
 fish we fished for a long time and we
 didnt catch any fish. 30 min into are
 fishing I get a bite and my reel starts screaming
 as the the fish swims up river. I started
 started screaming at my Brother to get
 the net. When he got the net I had

BC Performance Standards	6 Traits (based on Culham & Spandel)	Strengths	Possible Next Steps
Meaning	Ideas <div><div></div><div></div><div></div><div></div></div>	<ul style="list-style-type: none"> This is a focused piece of writing that's all about catching a fish on the river Lots of vivid details support this narrow focus ("... sunny day the birds were singing and the fish were jumping." 	
Style	Voice <div><div></div><div></div><div></div><div></div></div>	<ul style="list-style-type: none"> The writer shares his passion for fishing with his reader Readers will enjoy all the parts about this proud day 	
	Sentence Fluency <div><div></div><div></div><div></div><div></div></div>	<ul style="list-style-type: none"> Sentences are well built and flow nicely from one to another 	This writer might want to consider popping in one or two shorter sentences for added effect
	Word Choice <div><div></div><div></div><div></div><div></div></div>	<ul style="list-style-type: none"> Lots of fishing-specific vocabulary lures the reader in! (chest-waders, spinning rods, reel, bonker, gutting the fish) 	
Form	Organization <div><div></div><div></div><div></div><div></div></div>	<ul style="list-style-type: none"> Details fill the middle of this piece of writing 	Starting with an engaging lead and providing an ending would improve this already strong piece of writing
Conventions	Conventions <div><div></div><div></div><div></div><div></div></div>	<ul style="list-style-type: none"> A few spelling mistakes do not affect the writer's clear message Writing is divided into two paragraphs 	When this writer edits with the suggestions above, it will be ready to publish and show off!

Sample 15 cont'd


began to reel the fish in.

When I got the fish close my brother could net it. When he did I saw how silver it was I was so happy. I pold out the hook and brot it to shore. I boncked it on the head with my boncker so it was dead. Now I have to start gutting it. It was a femal and had lots of eggs. Gutting a fish is a mesy job but I like to do it. When we got home I have to cut the fish up. But first I had to get a picheer of it so I could show my dad. To cut up a fish you cut off the head. Then you cut from the back of the fish to the front. but you have to cut along the back bone so you get all the meat. Then you can get rid of the bones.

BC Performance Standards	6 Traits (based on Culham & Spandel)	Strengths	Possible Next Steps
Meaning	Ideas 	<ul style="list-style-type: none"> This is a focused piece of writing that's all about catching a fish on the river Lots of vivid details support this narrow focus ("... sunny day the birds were singing and the fish were jumping." 	
Style	Voice 	<ul style="list-style-type: none"> The writer shares his passion for fishing with his reader Readers will enjoy all the parts about this proud day 	
	Sentence Fluency 	<ul style="list-style-type: none"> Sentences are well built and flow nicely from one to another 	This writer might want to consider popping in one or two shorter sentences for added effect
	Word Choice 	<ul style="list-style-type: none"> Lots of fishing-specific vocabulary lures the reader in! (chest-waders, spinning rods, reel, bonker, gutting the fish) 	
Form	Organization 	<ul style="list-style-type: none"> Details fill the middle of this piece of writing 	Starting with an engaging lead and providing an ending would improve this already strong piece of writing
Conventions	Conventions 	<ul style="list-style-type: none"> A few spelling mistakes do not affect the writer's clear message Writing is divided into two paragraphs 	When this writer edits with the suggestions above, it will be ready to publish and show off!

Sample 16

there is supposed to be an indent!!

My Best Day Ever  surfing on a paddleboard

"Brrrr" I dipped my foot into the cold, icy water. I ran out as a wave crashed and sprayed me with the cold water. It felt like I was stepping into a bucket of ice water. Tofino is known for its freezing cold water and I can tell you it's brutal when you are not familiar to it yet! My ^{paddleboarding} teammates and coach laughed as I wiped the water from my face and ran up to them. I was with my coach Stu and my teammates Mia, Zach, Liam, and Sam. I put my wetsuit and boots on and got ready to hit the waves! We were using Brand new ^{blow up} paddle boards. They were orange, red, and yellow with a black tip. We all stood in a line on the warm sand. We all picked up our boards and rushed to the water. I dove onto my board, stood,

BC Performance Standards	6 Traits (based on Culham & Spandel)	Strengths	Possible Next Steps
Meaning	Ideas 	<ul style="list-style-type: none"> • Topic is clear • Stays on topic • Lots of vivid details are offered ("Tofino is known for its freezing cold water." ... "I put my wetsuit and boots on and got ready to hit the waves.") 	
Style	Voice 	<ul style="list-style-type: none"> • Shows a passion for the topic • Expresses ideas in new ways which gives the piece personality • Reader feels a connection to the writer 	
	Sentence Fluency 	<ul style="list-style-type: none"> • Sentences are complete • Sentences begin in a variety of ways • Sentences sound smooth, when read aloud 	Try to use a variety of sentence lengths and types
	Word Choice 	<ul style="list-style-type: none"> • Uses action words / juicy words • Begins to use poetic devices ("... like I was stepping into a bucket of ice water") • Original word combinations ("... brutal when you are not familiar to it yet.") 	Use a variety of words (e.g. team mates, friends, etc)
Form	Organization 	<ul style="list-style-type: none"> • Strong beginning, "Brrrr" along with vivid description • Good transitions that helped engage the reader 	
Conventions	Conventions 	<ul style="list-style-type: none"> • Mostly correct use of spelling, capitals, grammar and punctuation 	Use paragraphs to enhance ideas

Sample 16 cont'd

and started paddling along with my teammates. I have never been surfing before and im super excited. I was so nervous, I thought I was going to throw up. We were sitting on our boards and waiting for the perfect set of waves. I could feel the cold, crisp wind brush against my skin. I saw a wave I stood up and started paddling harder than I ever had before I wanted to catch the wave so bad ~~and~~ ^{then} suddenly "SPLASH" I slipped off the back of my board and the wave passed. Just as I was about to go back to the others I saw ~~another~~ wave so I jumped up and started paddling again. I put my paddle down into the water for balance and... I did it, I did it. I rode down the wave all the way to the beach. THAT WAS MY BEST DAY EVER!

BC Performance Standards	6 Traits (based on Culham & Spandel)	Strengths	Possible Next Steps
Meaning	Ideas 	<ul style="list-style-type: none"> • Topic is clear • Stays on topic • Lots of vivid details are offered ("Tofino is known for its freezing cold water." ... "I put my wetsuit and boots on and got ready to hit the waves.") 	
Style	Voice 	<ul style="list-style-type: none"> • Shows a passion for the topic • Expresses ideas in new ways which gives the piece personality • Reader feels a connection to the writer 	
	Sentence Fluency 	<ul style="list-style-type: none"> • Sentences are complete • Sentences begin in a variety of ways • Sentences sound smooth, when read aloud 	Try to use a variety of sentence lengths and types
	Word Choice 	<ul style="list-style-type: none"> • Uses action words / juicy words • Begins to use poetic devices (" ... like I was stepping into a bucket of ice water) • Original word combinations (" ... brutal when you are not familiar to it yet.") 	Use a variety of words (e.g. team mates, friends, etc)
Form	Organization 	<ul style="list-style-type: none"> • Strong beginning, "Brrrr" along with vivid description • Good transitions that helped engage the reader 	
Conventions	Conventions 	<ul style="list-style-type: none"> • Mostly correct use of spelling, capitals, grammar and punctuation 	Use paragraphs to enhance ideas

Sample 17

A Week Of Wonders

I remember way back in January 1995. I had my best week ever. I believe it started off waking up at about 8am, I walked downstairs and heated up a few Perogies as I always did. That particular day was mail day so as usual I walked out to get the mail, I saw the same everyday things like the bills and tax reminders. However there was one letter that stuck out amongst the others, it was a beautiful, bright, blue envelope with green trim. At first I had no idea what it could be, but then I remembered a few days earlier I had entered a draw for a chance to practice with the Vancouver Canucks. When I first thought of it I kept thinking don't get your hopes up, because the chances were one in a million. I slowly opened the letter. The words were slowly coming up, and the title on the letter was... You have Won!

When the next day came around I was on my way to the ferry to get to Vancouver. I paid for the ferry and was about to drive on when something flew into my windshield! Of course I was startled when this first happened, then I realized it was a \$5 bill! I couldn't believe my luck! So I stuck my hand out the window to grab the five dollars. Surprised at the fact I found five dollars, I briskly walked up the stairs and found myself near the cafeteria.






BC Performance Standards	6 Traits (based on Culham & Spandel)	Strengths	Possible Next Steps
Meaning	Ideas 	<ul style="list-style-type: none"> Story is memorable and original – unpredictable plot told in a fresh way Piece is clear, tight and manageable 	
Style	Voice 	<ul style="list-style-type: none"> Engaging tone Reader can feel the writer's excitement Writer builds strong connection with audience by thoughtfully deciding what the reader needs to know 	
	Sentence Fluency 	<ul style="list-style-type: none"> Joins sentences and sentence parts with thoughtful transitions Effectively uses a variety of sentences types and lengths 	More sentence length variety. Most sentences are long.
	Word Choice 	<ul style="list-style-type: none"> This writer is trying out new words (briskly, speedily) Some specific vocabulary enhances meaning 	Continue to experiment with new word choices to add creative flair.
Form	Organization 	<ul style="list-style-type: none"> Clever use of alliteration within the title Engaging lead hooks the reader Story holds readers' attention with well organized engaging details A satisfying ending finishes off this piece 	This writer knows how to begin sentences with 'ly' words (speedily, finally, briskly, eventually). Continuing to experiment with different transitions will offer greater variety.
Conventions	Conventions 	<ul style="list-style-type: none"> Most high frequency words are spelled correctly Uses basic punctuation Paragraphs are correctly placed Sentences and phrases are grammatically correct 	

Sample 17 cont'd

Speedily I raced to be the first in line and on my way to Vancouver happily marched on a barge.

Finally I had reached GM Place in Vancouver, the home of the Canucks. As soon as I walked in there were two men in blue, green and white sweaters ready to guide me downstairs. I headed down stairs with the men in the sweaters to get me fitted for skates and a stick. Finally I walked out of the dressing room to see on the ice, Ryan Kesler, Alex Burrows, Daniel Sedin, Henrik Sedin as well as their coach Alain Vigneault! I couldn't believe my eyes! I formally met each and every one on the team and then we got to work. First we went through some basic skating drills, then Puck handling and shooting. Eventually we got to the advanced things like doing drills with them and finally we picked a team for our scrimmage.

After the session ended I thanked everyone on team and went back to the car when I realized it was 11:53! This meant I needed a hotel so I found the nearest Best Western and headed to the front desk. Briskly I walked up to the clerk and asked for a room, he handed me my key and I asked how much the room was. He said it was free. Stumbled I asked if it was a joke and he replied "You're the millionth customer so you stay free!". This is easily the best and luckiest week of my life.

BC Performance Standards	6 Traits (based on Culham & Spandel)	Strengths	Possible Next Steps
Meaning	Ideas 	<ul style="list-style-type: none"> Story is memorable and original – unpredictable plot told in a fresh way Piece is clear, tight and manageable 	
Style	Voice 	<ul style="list-style-type: none"> Engaging tone Reader can feel the writer's excitement Writer builds strong connection with audience by thoughtfully deciding what the reader needs to know 	
	Sentence Fluency 	<ul style="list-style-type: none"> Joins sentences and sentence parts with thoughtful transitions Effectively uses a variety of sentences types and lengths 	More sentence length variety. Most sentences are long.
	Word Choice 	<ul style="list-style-type: none"> This writer is trying out new words (briskly, speedily) Some specific vocabulary enhances meaning 	Continue to experiment with new word choices to add creative flair.
Form	Organization 	<ul style="list-style-type: none"> Clever use of alliteration within the title Engaging lead hooks the reader Story holds readers' attention with well organized engaging details A satisfying ending finishes off this piece 	This writer knows how to begin sentences with 'ly' words (speedily, finally, briskly, eventually). Continuing to experiment with different transitions will offer greater variety.
Conventions	Conventions 	<ul style="list-style-type: none"> Most high frequency words are spelled correctly Uses basic punctuation Paragraphs are correctly placed Sentences and phrases are grammatically correct 	

Sample 18

COLCHIS LAKE PARK

My family got off the ferry and drove up the street. I looked anxiously out the car window, my fingers sliding down the glass leaving smears. The country side whipped past: trees and grassy meadows running into each other. "Are we there yet?" my brother whined. "I wanna be there NOW." I rolled my eyes. My parents sighed. As we approached the highway I saw the forest slowly be replaced by billboard, cement, and glass. Despite me pleading to stop at A&W's and have a burger, my mother pulled out apples for each of us. Later we had found a campsite and went out exploring. My brother and I found some salmon berries which we brought to the campsite and ate. At night the drone of mosquitos kept me awake. That and excitement.

The next morning mom was gone. This was explained by the second parent: She was gone for a work conference. (This vacation was actually for mom to go to conferences of all sorts.) After an odd meal: who heard of mushroom rissoto for breakfast? We piled into the car and drove, and drove, and drove. We drove for so long that I fell asleep. No more than a minute later my eyes snapped open. We were at a water park, Colchis Lake Water Park no less. Dad said "Surprise!" We went and got tickets. (Me and my annoying sibling) Then dad walked off into the car and we burst into Colchis Lake Water Park as if we owned it. (After being scanned and having checked our tickets.)







BC Performance Standards	6 Traits (based on Culham & Spandel)	Strengths	Possible Next Steps
Meaning	Ideas 	<ul style="list-style-type: none"> Clear central theme Topic is specific, but allows for lots of details Details create a vivid picture in reader's mind Stays on topic 	
Style	Voice 	<ul style="list-style-type: none"> Passion, joy, adventure are evident The reader wants to read on Several very short sentences reflect the writer's desire to include the reader 	
	Sentence Fluency 	<ul style="list-style-type: none"> Most sentences are complete Sentences begin in a variety of ways; several are cleverly worded as questions There is an effective mixture of sentence lengths If read aloud, the piece would be easy on the ear 	
	Word Choice 	<ul style="list-style-type: none"> Deliberate attempt to choose the best word over the first word that comes to mind Several juicy adjectives add colour to the narrative Delightful use of simile 	
Form	Organization 	<ul style="list-style-type: none"> Introduction entices the reader, drawing them into the piece with a sense of mystery The piece is easy to follow, as details logically fit together Provides a strong sense of closure by ending with the topic and a question. 	
Conventions	Conventions 	<ul style="list-style-type: none"> Almost all words are spelled correctly Excellent use of capitals and punctuation Shows care in the standard rules of English language Effective, organized use of paragraphs: beginning, middle, end 	This piece deserves the fine-tuning of conventions to take it to a published stage.

Sample 18 cont'd

We ran to find ourselves a spot. There was a table under a cherry tree! What luck! I opened the bag our dad had given us. I was like Alladin's Cave of food in there. Bars of Chocolate, 7Up, cinnamon buns, cupcakes, cream sodas, and water. Closing the bag, I surveyed the bustling park. Where to go first? Then I noticed my brother running off already in his bathing suit. How did he do that? I called him back and changed my self. Across the field we saw a humongous ride. We bounded towards it. (In the end we went on each ride at least thrice.)

Personally my favourite ride was the Bazooka Bowls. What you did was you shot into a tight tube, which almost got you stuck but didn't. Then the tube spat you out into a huge funnel. It was open up top. It was swirled, painted blue and white. If you'd open your eyes and try to aim for the hole you would be pushed into a pool nine feet deep. That was something! And if you went up higher onto a platform you could see other people going down the funnel. Amazing don't you think? The line for the Bazooka Bowls however was so long that I almost didn't go there. This was my brothers favourite ride too.

In the afternoon we ate the contents of our bag. Because running up stairs and sprinting down them because you forgot something is very tiring. It turns out we spent nine hours up on our feet. When we drove back to the campsite, my mom was there. All in all was the best day ever at Colchis Lake Park. After all who would complain?

BC Performance Standards	6 Traits (based on Culham & Spandel)	Strengths	Possible Next Steps
Meaning	Ideas 	<ul style="list-style-type: none"> Clear central theme Topic is specific, but allows for lots of details Details create a vivid picture in reader's mind Stays on topic 	
Style	Voice 	<ul style="list-style-type: none"> Passion, joy, adventure are evident The reader wants to read on Several very short sentences reflect the writer's desire to include the reader 	
	Sentence Fluency 	<ul style="list-style-type: none"> Most sentences are complete Sentences begin in a variety of ways; several are cleverly worded as questions There is an effective mixture of sentence lengths If read aloud, the piece would be easy on the ear 	
	Word Choice 	<ul style="list-style-type: none"> Deliberate attempt to choose the best word over the first word that comes to mind Several juicy adjectives add colour to the narrative Delightful use of simile 	
Form	Organization 	<ul style="list-style-type: none"> Introduction entices the reader, drawing them into the piece with a sense of mystery The piece is easy to follow, as details logically fit together Provides a strong sense of closure by ending with the topic and a question. 	
Conventions	Conventions 	<ul style="list-style-type: none"> Almost all words are spelled correctly Excellent use of capitals and punctuation Shows care in the standard rules of English language Effective, organized use of paragraphs: beginning, middle, end 	This piece deserves the fine-tuning of conventions to take it to a published stage.

Sample 19

My idea of the perfect day is a bit different than some of my friends’ and peers’. I have little desire to browse high end shops on the New York strip, or lounge around at a five star resort. I would personally prefer a much more adventure oriented day.

The weather would be clear and hot, not unlike the day I’m writing this on. Late spring or early summer, I would be joined by a group of friends as we donned our shorts and sunscreen. We would spend the morning exploring beaches and hiking trails near Vancouver, BC, stopping to enjoy the hot sun on the rocks, and a cool glass of iced tea from small cafes. I love tasting local and homegrown cuisine, and Vancouver is home to many small businesses with some of the best food in the province.

After our drinks were long finished, and our skin coated in sand and salt water, we would ride our bikes through the bustling Stanley Park, and lock them up outside the Vancouver Aquarium. There we would spend hours marvelling at the wonders of the ocean, and laughing as the otters flipped and floated in their enclosure. I would meander past the exhibits, enjoying the company of my friends, and the sound of their voices and laughter.

Once we’d seen everything there is to see, then seen it again, we would return to the west end for dinner and a show. In this idealistic fantasy, the meal would be free of charge, and the steaks a perfect medium rare. We would share laughter and memories over the meal, as the night grew darker.

Once we had filled ourselves beyond our limits, we would pile into a taxi and travel to see a concert or play. The flashing lights and booming noise would drag us back to consciousness as we reflect on a day filled with adventure and memories. Enjoying the chaotic energy of a concert, or the quiet introspection of theatre.

Overall, my perfect day would be an opportunity to bond with the people that I love, and share adventures and experiences to carry with me and reminisce about later in life.

BC Performance Standards	6 Traits (based on Culham & Spandel)	Strengths	Possible Next Steps
Meaning	<div>Ideas</div> <div> <div></div> <div></div> <div></div> <div></div> </div>	<ul style="list-style-type: none"> Clear, narrow focus Details paint a vivid picture 	
Style	<div>Voice</div> <div> <div></div> <div></div> <div></div> <div></div> </div>	<ul style="list-style-type: none"> The writer’s passion for this topic is clear Readers will love this piece 	
	<div>Sentence Fluency</div> <div> <div></div> <div></div> <div></div> <div></div> </div>	<ul style="list-style-type: none"> Complex sentences are beautifully constructed 	
	<div>Word Choice</div> <div> <div></div> <div></div> <div></div> <div></div> </div>	<ul style="list-style-type: none"> This writer took the time to choose words that are poetic and will resonate with readers 	
Form	<div>Organization</div> <div> <div></div> <div></div> <div></div> <div></div> </div>	<ul style="list-style-type: none"> A hint of mystery is contained within the first paragraph which establishes the lead for this piece of writing The middle of this piece is filled with descriptive details One idea flows nicely to another 	
Conventions	<div>Conventions</div> <div> <div></div> <div></div> <div></div> <div></div> </div>	<ul style="list-style-type: none"> One would have to look hard to find a flaw in spelling, grammar, punctuation or use of paragraphs within this piece 	This piece deserves the careful eye, conversation, and feedback from a talented writer so that it may be fine-tuned and shared with others.



Key Qualities of the Traits

IDEAS		ORGANIZATION
Clear messages Narrowed focus Vivid details Stays on Topic		A brilliant beginning (LEAD) A mighty middle An excellent ending (might mimic the LEAD) Transitions create flow
SENTENCE FLUENCY		WORD CHOICE
Well built sentences Sentences begin with different words Sentences are different lengths and types Capture smooth and rhythmic flow		Fresh, original & creative word combinations Trying out new words (beyond everyday words) Poetic devices
VOICE		CONVENTIONS
Passion for the topic Contains writer's personality There's a reader/writer Connection Intriguing dialogue		Spelling Grammar Punctuation Use of paragraphs